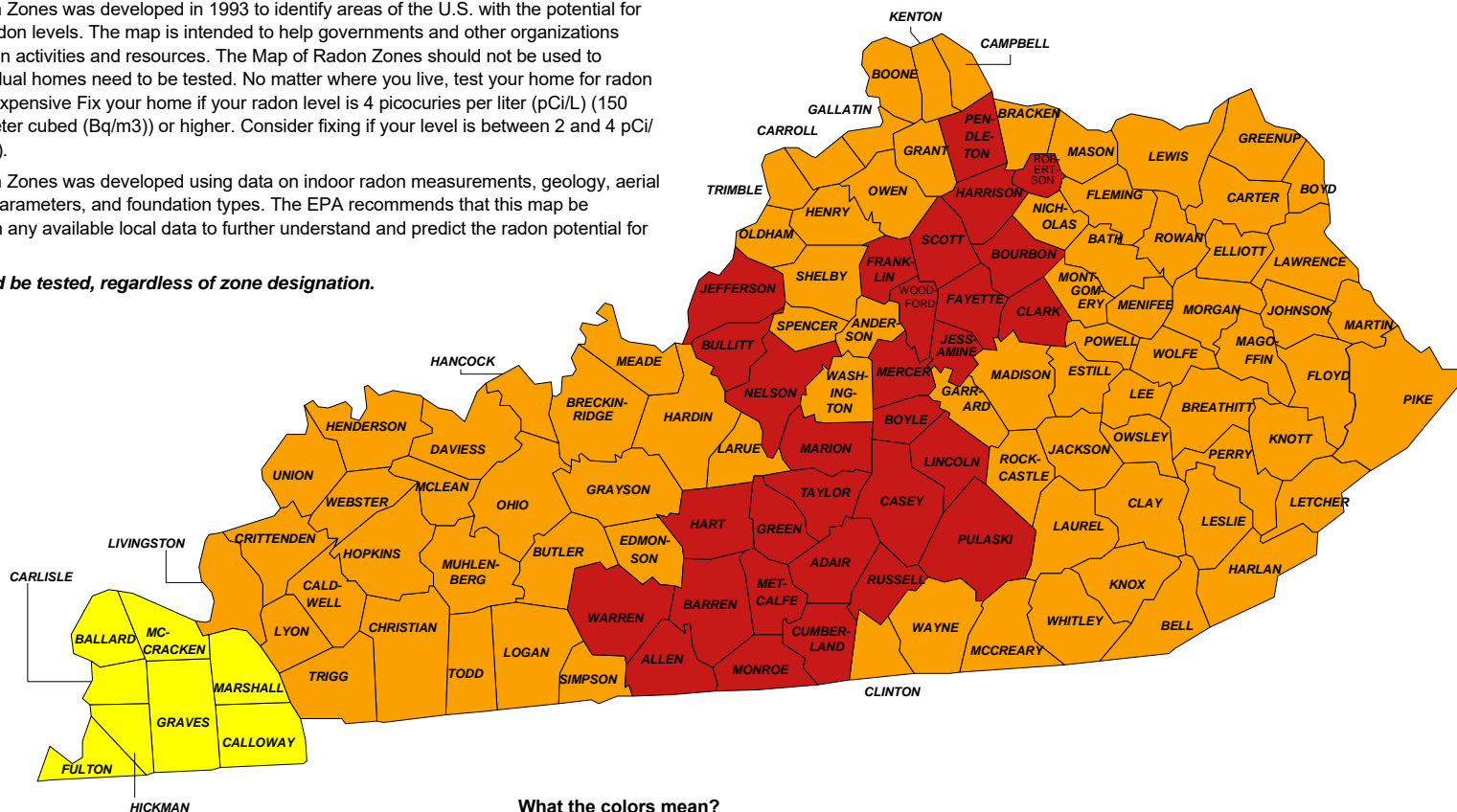





<http://www.epa.gov/radon/zonemap.html>

***All homes should be tested, regardless of zone designation.***



### What the colors mean?

Zone	Zone 1 (red zones)	Zone 2 (orange zones)	Zone 3 (yellow zones)
Color			
Description	<p>Highest potential</p> <p>Counties have a predicted average indoor screening level &gt; (Greater) than 4 pCi/L (picocuries per liter) (150 Bq/m3 (becquerels per meter cubed))</p>	<p>Moderate potential</p> <p>Counties have a predicted average screening level ≥ (Greater than and equal to) 2 pCi/L (75 Bq/m3) and ≤ (less than and equal to) 4 pCi/L (150 Bq/m3)</p>	<p>Low potential</p> <p>Counties have a predicted average indoor screening level &lt; (Less than) 2 pCi/L (75 Bq/m3)</p>